



Dear Valued Customers,

Welcome to our new Mitchell Wreath Rings Product Catalog and Pricing Pages. We are very excited to share with you what we have been working on! We have created a new Product Catalog to assist you in making your Wreath Ring buying experience easier and way more efficient.

Here at Mitchell we are working all year long to ensure that we create a vast inventory of all of your favorite products. We continue to upgrade our specialized manufacturing techniques to assure you that Mitchell Rings will maintain their shape and securely hold foliage to the frame even as the foliage begins to dry out. Whether you purchase your rings directly from us or through our many supply partners, make sure that you ask for **Mitchell Wreath Rings** by name!

As you page through our new Product Catalog you may notice that there is no pricing information. Don't panic, we have included brand new pricing pages in the back of the catalog. Why did we do it this way? Well, as you will see in the product catalog, we included pictures of all of our products that we have to offer because we want you to see what you will be receiving from us before you get it. This is why we ask that you **Please Keep This Product Catalog From Year To Year.**

Mitchell Wreath Rings is dedicated to giving our customers competitive pricing for all of our products. That is why we have included separate pages in the back of the catalog. Pricing is based on steel costs in 2020 and are subject to change with limited or no notice due to the volatility of raw material markets. For that reason, we have included pricing pages separately so that we can update you as quickly as possible. Please visit our website: **[www.mitchellwreathrings.com](http://www.mitchellwreathrings.com)** for the most up-to-date pricing and to print off the most recent pricing pages.

Please be sure to check out the whole catalog as there is some other great information such as how to find our videos demonstrations on the Helpful Hints Section. We also have our Customer Creations page where we will explain how to share with us your creations and where to watch for some fun contests to enter for a chance at some great prizes.

*Thank You again for being such a great customer and we are very excited for another great year here at Mitchell Wreath Rings!*

# TABLE OF CONTENTS

Ordering and Shipping Information . . . . .	1
Clamp Ring Clip Counts and Clip Sizes . . . . .	2
Clamp Rings . . . . .	3
Reduced Clip Clamp Rings . . . . .	6
Double Rail Hand Tied Rings . . . . .	8
Narrow Double Rail Hand Tied Rings . . . . .	9
Single Hand Tied Rings . . . . .	10
Novelty Clamp Shapes . . . . .	11
Clamp Machines . . . . .	16
Wire Easels . . . . .	18
Miscellaneous . . . . .	18
Door Hangers . . . . .	19
Customer Creations . . . . .	20
Helpful Hints . . . . .	21
Shipping Weights . . . . .	22

# ORDERING AND SHIPPING INFORMATION

Welcome to our Ordering and Shipping information page. We ask that you **PLEASE DO NOT CALL TO PLACE AN ORDER WHILE DRIVING!**

The fastest and easiest way to place an order with us is via email, fax, or our website:

- **Email:** ringsales@mitchellmetalproducts.com
- **Fax Number:** 715-536-1163
- **Website:** www.mitchellwreathrings.com
- **Phone Number:** 800-967-7464

Orders placed with the methods mentioned above will ship within 24-48 hours.

If ordering via phone, please allow for a few extra minutes. Also please have the following information ready prior to calling: correct product part number(s), credit card information, and your customer number.

Mitchell Metal Products accepts Visa, Master Card, Discover, and American Express Credit Cards.

## Ordering Information:

- Minimum Shippable Quantities are shown by the first quantities listed in the pricing table.
- MMP will not ship any less than the quantities shown.
- All items priced as boxed if UPS shippable.
- Pieces 48" and larger will ship LTL.
- Pieces 72" and larger will receive a \$45 crate charge and LTL freight rates will apply.
- \$10 Service Charge on Drop Shipments
- All pick up orders MUST BE Pre-Arranged.

**Shipping Information:** All Novelty Items and Rings up to and including 36" diameter Single Rail Clamp rings may be shipped via UPS. Most orders are shipped UPS or Spee-Dee Delivery unless otherwise requested. If a common carrier is needed, please specify which carrier you would like us to use, otherwise MMP reserves the right to choose one for you. We will do our best to find the most reasonable freight rate.

# CLAMP RING CLIP COUNTS AND CLIP SIZES

Mitchell Wreath Rings will continue to offer Standard and Reduced Clip Count Rings on our clamp rings from 10" to 54". This will allow you to choose which style Wreath Ring will work best for you and for the foliage that you use.

Our Standard Rings they are produced with one clip for each inch of wreath ring diameter. This results in the spacing between each clip to be 3.14", regardless of the size of the wreath ring.

The number of clips on large rings as well as the inability to use progressively longer foliage as the wreath diameter increases has been a major drawback for many wreath producers. The increased number of handfuls of foliage required to make the larger diameter wreath rings became a real costly and time consuming battle for wreath producers. This is why we decided to build our Reduced Clip versions of rings to accommodate the larger length of foliage to produce these style rings.

**Be sure to specify which style ring that you desire when ordering your rings.**

## CLAMP RING CLIP COUNTS

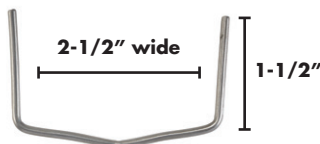
10" Clamp Rings Available as 10" w/ 10 clips or 10" w/ 8 clips or 10" w/ 9 clips  
12" Clamp Rings Available as 12" w/ 12 clips or 12" w/ 10 clips or 12" w/ 11 clips  
14" Clamp Rings Available as 14" w/ 14 clips or 14" w/ 13 clips 14" w/ 12 clips  
18" Clamp Rings Available as 18" w/ 18 clips or 18" w/ 17 clips  
20" Clamp Rings Available as 20" w/ 20 clips or 20" w/ 19 clips  
24" Clamp Rings Available as 24" w/ 24 clips or 24" w/ 21 clips  
30" Clamp Rings Available as 30" w/ 30 clips or 30" w/ 22 clips  
36" Clamp Rings Available as 36" w/ 36 clips or 36" w/ 24 clips  
48" Clamp Rings Available as 48" w/ 48 clips or 48" w/ 32 clips  
54" Clamp Rings Available as 54" w/ 54 clips or 54" w/ 36 clips

## CLIP SIZES

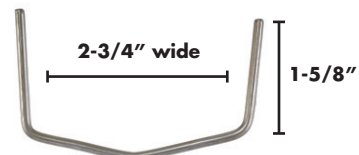
Mitchell Wreath Rings provides 3 different size clips depending on the size of the Wreath Ring. You will find a complete list on our pricing pages of which size clips are used on each of our rings. See below images for the 3 different sizes.



**Small Clip:** 6" and 8"

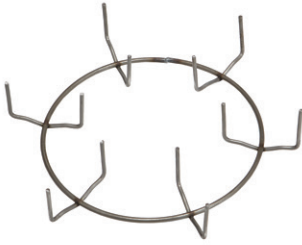


**Regular Clip:** 8" to 24"

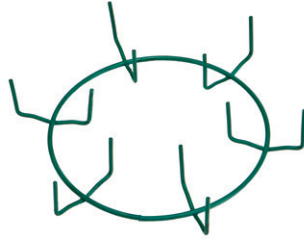


**Large Clip:** 30" to 54"

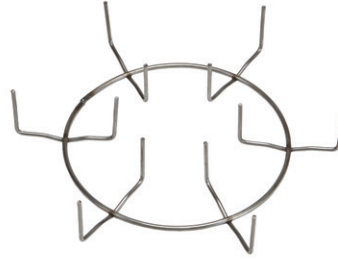
# MITCHELL CLAMP RINGS



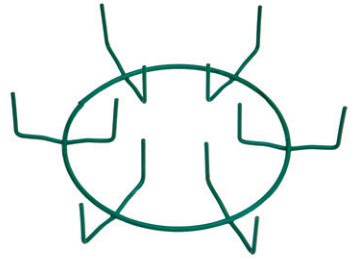
**CS06062**  
6" Clamp Ring - Small Clip



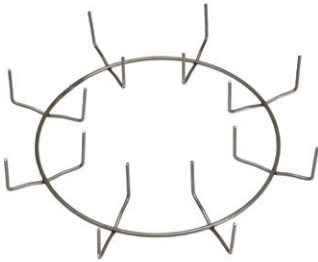
**CS06063**  
6" Green Clamp Ring - Small Clip



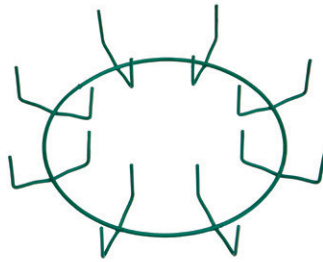
**CR06062**  
6" Clamp Ring - Regular Clip



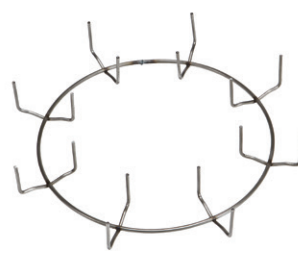
**CR06063**  
6" Green Clamp Ring - Regular Clip



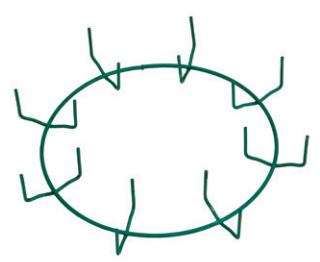
**CR08082**  
8" Clamp Ring - Regular Clip



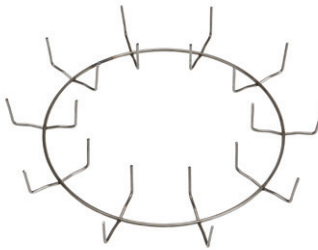
**CR08083**  
8" Green Clamp Ring - Regular Clip



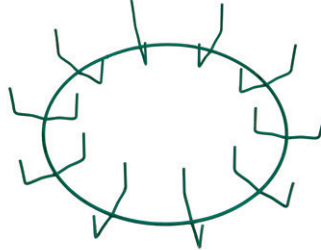
**CS08082**  
8" Clamp Ring - Small Clip



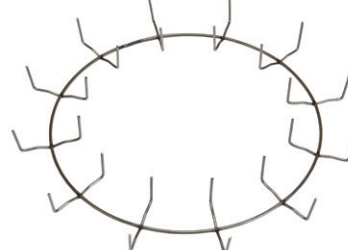
**CS08083**  
8" Green Clamp Ring - Small Clip



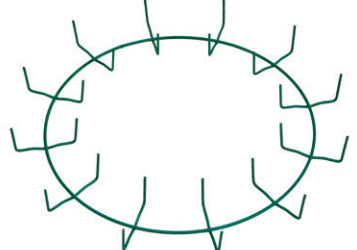
**CR10102**  
10" Clamp Ring



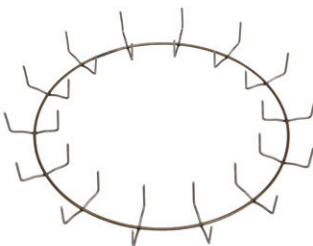
**CR10103**  
10" Green Clamp Ring



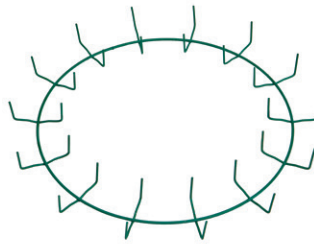
**CR12122**  
12" Clamp Ring



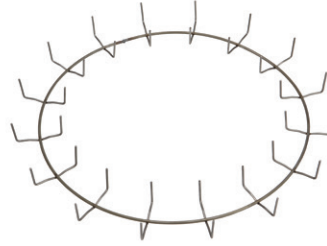
**CR12123**  
12" Green Clamp Ring



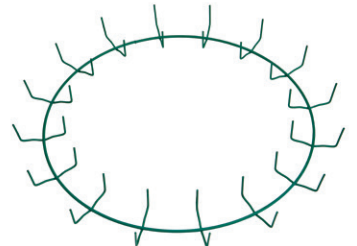
**CR14142**  
14" Clamp Ring



**CR14143**  
14" Green Clamp Ring

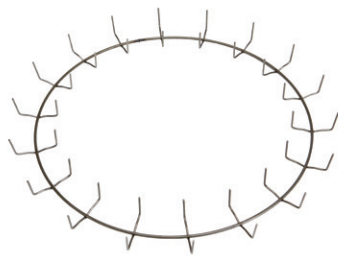


**CR16162**  
16" Clamp Ring

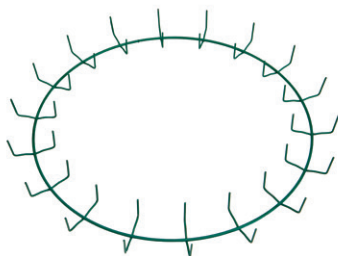


**CR16163**  
16" Green Clamp Ring

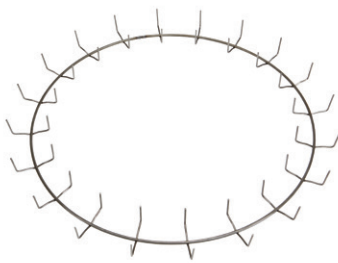
# MITCHELL CLAMP RINGS (Cont.)



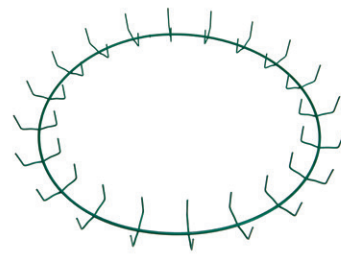
**CR18182**  
18" Clamp Ring



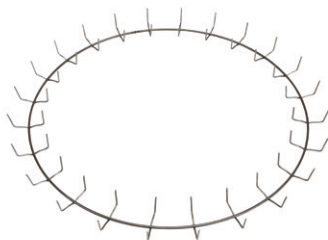
**CR18183**  
18" Green Clamp Ring



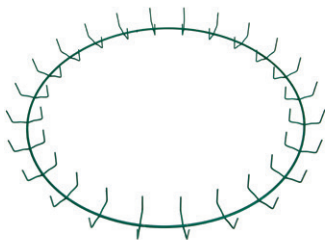
**CR20202**  
20" Clamp Ring



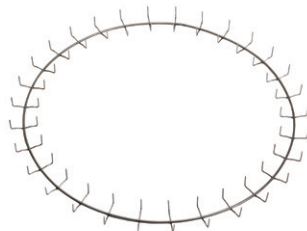
**CR20203**  
20" Green Clamp Ring



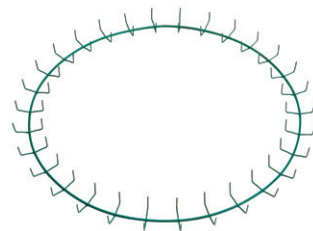
**CR24242**  
24" Clamp Ring



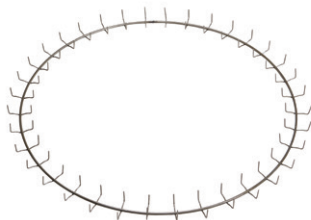
**CR24243**  
24" Green Clamp Ring



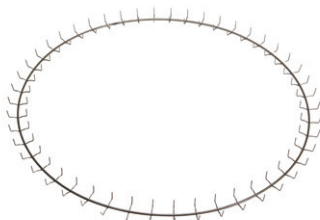
**CL30302**  
30" Clamp Ring



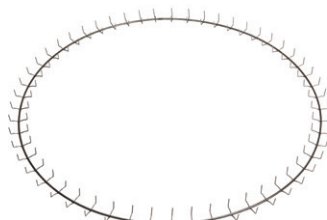
**CL30303**  
30" Green Clamp Ring



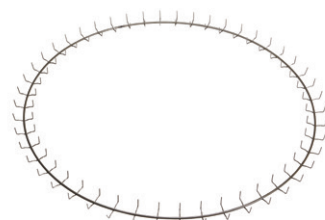
**CL36362**  
36" Clamp Ring



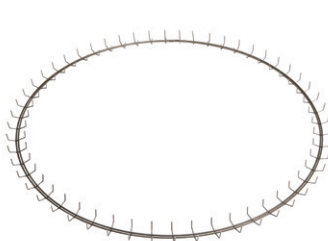
**CL48480**  
48" Clamp Ring



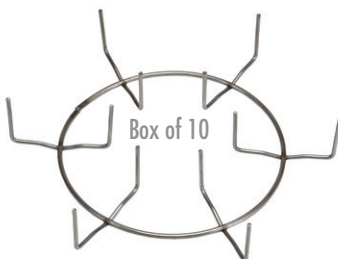
**CL54540**  
54" Clamp Ring



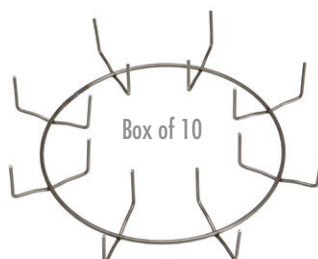
**CD48480**  
48" Double Rail Clamp Ring



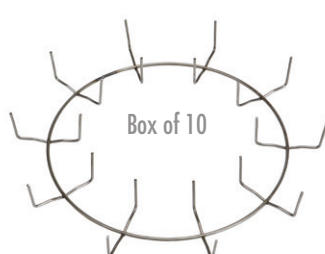
**CD54540**  
54" Double Rail Clamp Ring



**CR06PAK**  
6" Clamp Ring - Regular Clip  
(Box of 10)

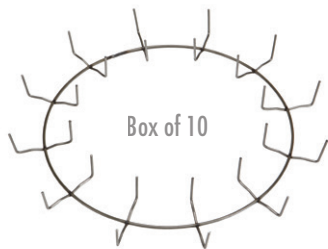


**CR08PAK**  
8" Clamp Ring - Regular Clip  
(Box of 10)

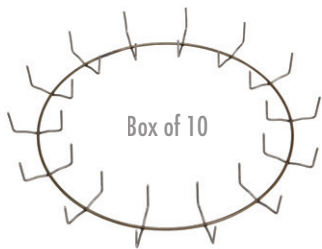


**CR10PAK**  
10" Clamp Ring - Regular Clip  
(Box of 10)

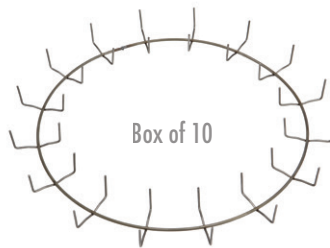
## MITCHELL CLAMP RINGS (Cont.)



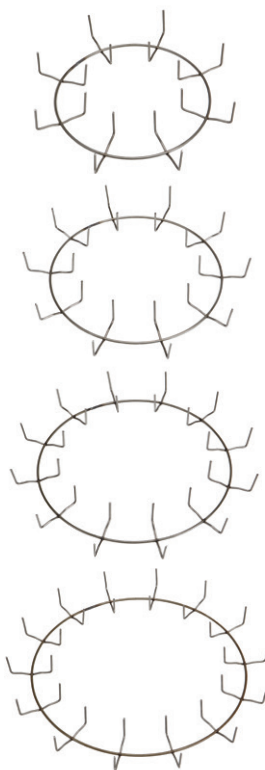
**CR12PAK**  
12" Clamp Ring - Regular Clip  
(Box of 10)



**CR14PAK**  
14" Clamp Ring - Regular Clip  
(Box of 10)



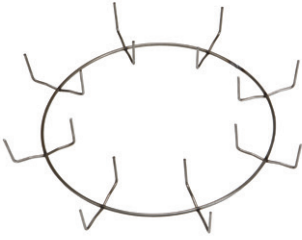
**CR16PAK**  
16" Clamp Ring - Regular Clip  
(Box of 10)



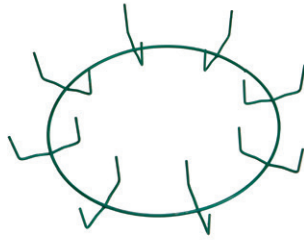
**CRINGPK**  
Clamp Ring Pack  
(Includes 8", 10", 12", 14" Rings)



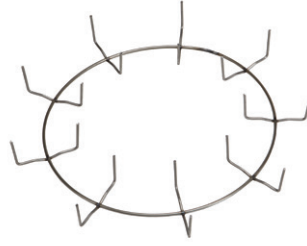
# REDUCED CLIP CLAMP RINGS



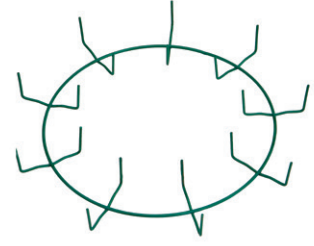
**CR10082**  
10" Clamp Ring - 8 Clips



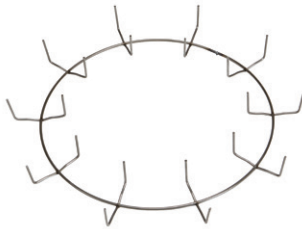
**CR10083**  
10" Green Clamp Ring - 8 Clips



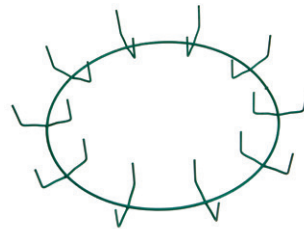
**CR10092**  
10" Clamp Ring - 9 Clips



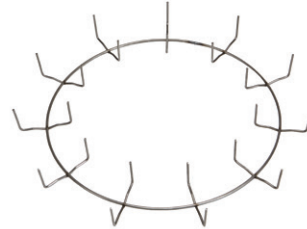
**CR10093**  
10" Green Clamp Ring - 9 Clips



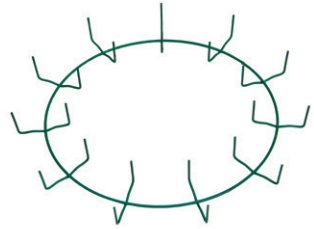
**CR12102**  
12" Clamp Ring - 10 Clips



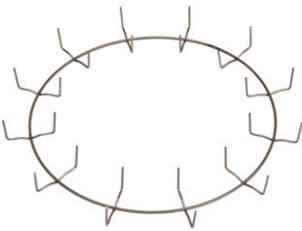
**CR12103**  
12" Green Clamp Ring - 10 Clips



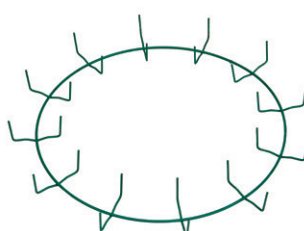
**CR12112**  
12" Clamp Ring - 11 Clips



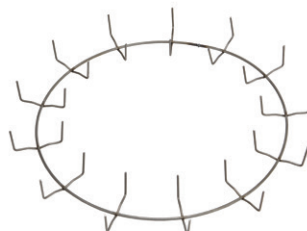
**CR12113**  
12" Green Clamp Ring - 11 Clips



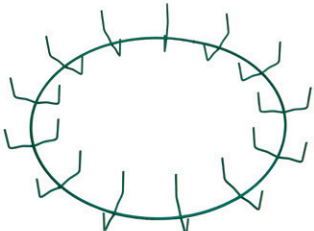
**CR14122**  
14" Clamp Ring - 12 Clips



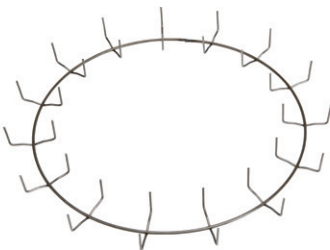
**CR14123**  
14" Green Clamp Ring - 12 Clips



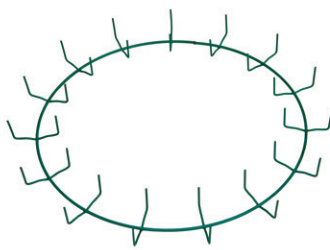
**CR14132**  
14" Clamp Ring - 13 Clips



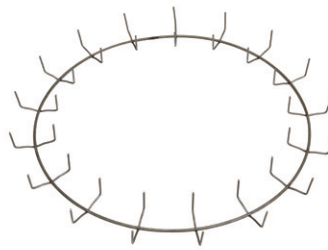
**CR14133**  
14" Green Clamp Ring - 13 Clips



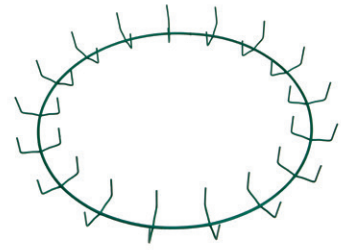
**CR16152**  
16" Clamp Ring - 15 Clips



**CR16153**  
16" Green Clamp Ring - 15 Clips



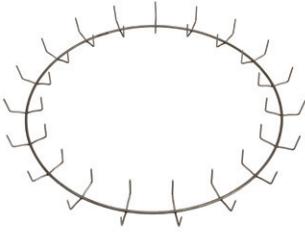
**CR18172**  
18" Clamp Ring - 17 Clips



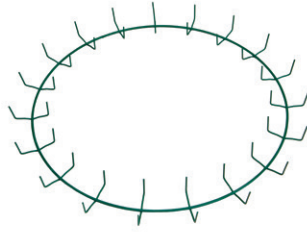
**CR18173**  
18" Green Clamp Ring - 17 Clips



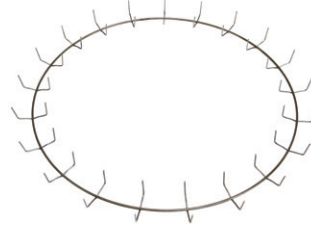
## REDUCED CLIP CLAMP RINGS (Cont.)



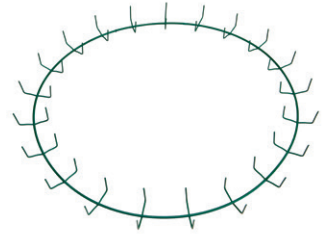
**CR20192**  
20" Clamp Ring - 19 Clips



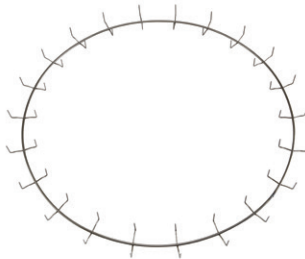
**CR20193**  
20" Green Clamp Ring - 19 Clips



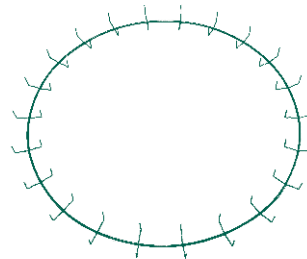
**CR24212**  
24" Clamp Ring - 21 Clips



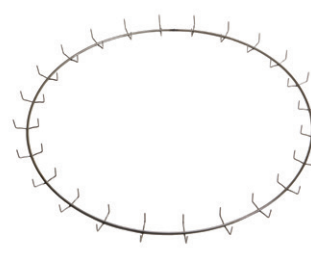
**CR24213**  
24" Green Clamp Ring - 21 Clips



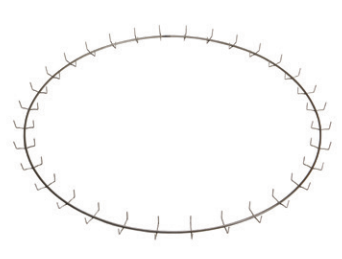
**CL30222**  
30" Clamp Ring - 22 Clips



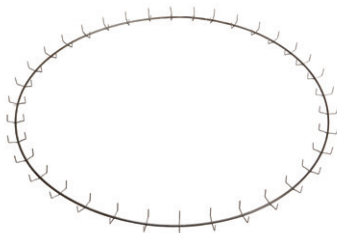
**CL30223**  
30" Green Clamp Ring - 22 Clips



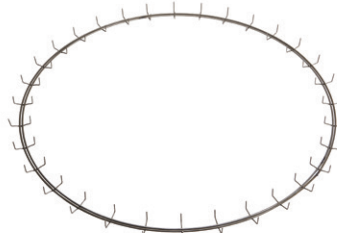
**CL36242**  
36" Clamp Ring - 24 Clips



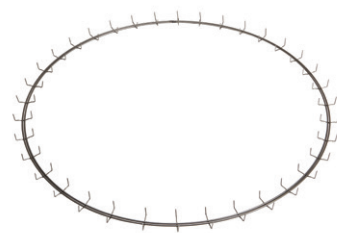
**CL48320**  
48" Clamp Ring - 32 Clips



**CL54360**  
54" Clamp Ring - 36 Clips




**CD48320**  
48" Double Rail Clamp Ring - 32 Clips

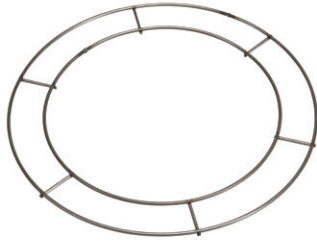


**CD54360**  
54" Double Rail Clamp Ring - 36 Clips

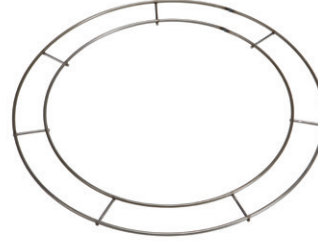
# DOUBLE RAIL HAND TIED RINGS



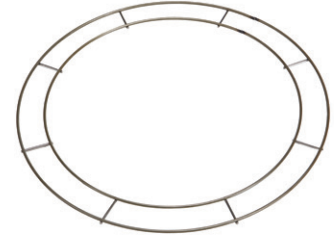
**DRFR102**  
10" Double Rail Hand Tied Ring



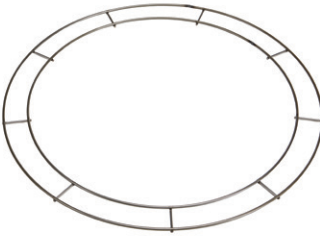
**DRFR122**  
12" Double Rail Hand Tied Ring



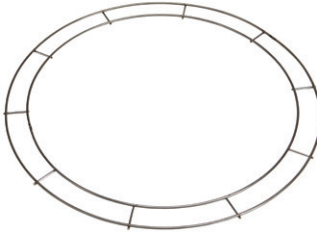
**DRFR142**  
14" Double Rail Hand Tied Ring



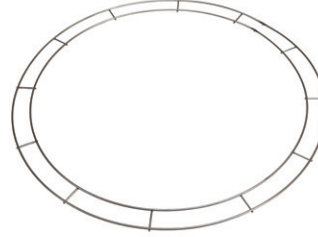
**DRFR162**  
16" Double Rail Hand Tied Ring



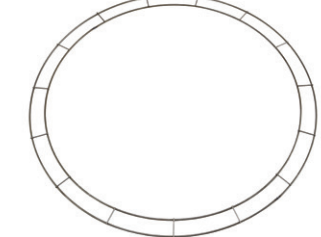
**DRFR182**  
18" Double Rail Hand Tied Ring



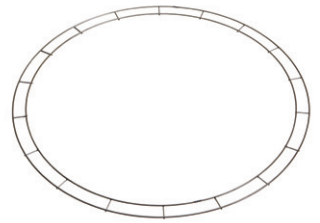
**DRFR202**  
20" Double Rail Hand Tied Ring



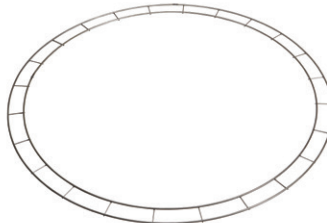
**DRFR242**  
24" Double Rail Hand Tied Ring



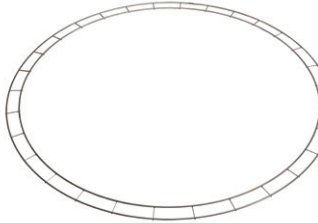
**DRFR302**  
30" Double Rail Hand Tied Ring



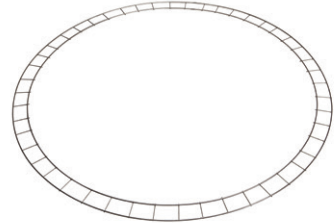
**DRFR362**  
36" Double Rail Hand Tied Ring



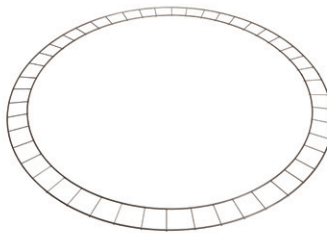
**DRFR480**  
48" Double Rail Hand Tied Ring



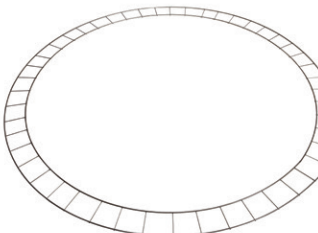
**DRFR600**  
60" Double Rail Hand Tied Ring



**DRFR720**  
72" Double Rail Hand Tied Ring




**DRFR840**  
84" Double Rail Hand Tied Ring

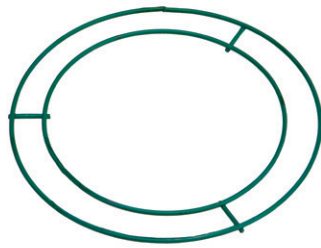


**DRFR960**  
96" Double Rail Hand Tied Ring


# NARROW DOUBLE RAIL HAND TIED RINGS



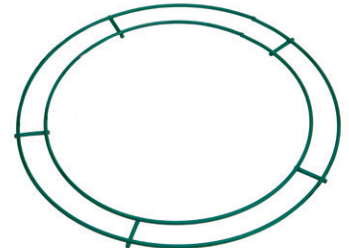
**DRFN082**  
8" Narrow Double Rail  
Hand Tied Ring



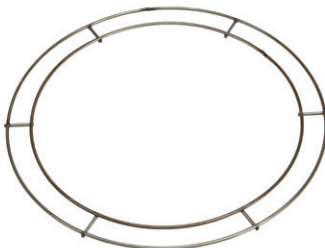
**DRFN083**  
8" Green Narrow Double Rail  
Hand Tied Ring



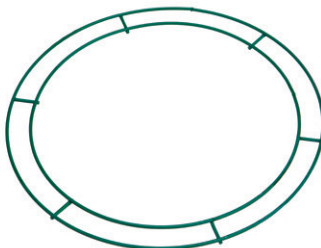
**DRFN102**  
10" Narrow Double Rail  
Hand Tied Ring



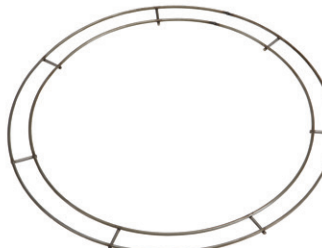
**DRFN103**  
10" Green Narrow Double Rail  
Hand Tied Ring



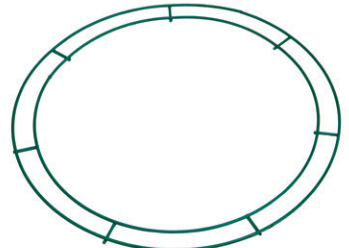
**DRFN122**  
12" Narrow Double Rail  
Hand Tied Ring



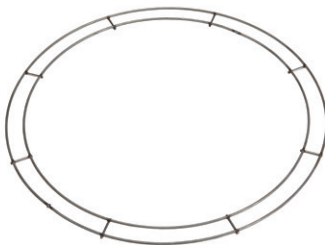
**DRFN123**  
12" Green Narrow Double Rail  
Hand Tied Ring



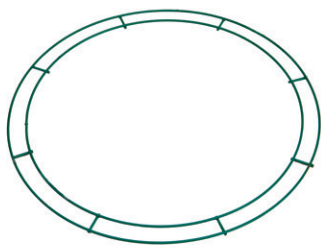
**DRFN142**  
14" Narrow Double Rail  
Hand Tied Ring




**DRFN143**  
14" Green Narrow Double Rail  
Hand Tied Ring



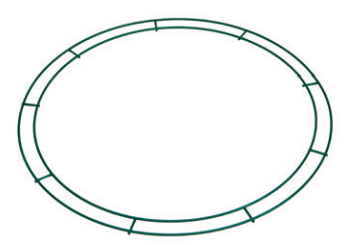
**DRFN162**  
16" Narrow Double Rail  
Hand Tied Ring



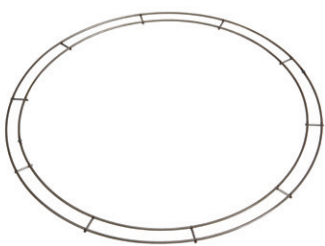
**DRFN163**  
16" Green Narrow Double Rail  
Hand Tied Ring



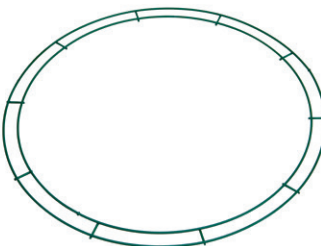
**DRFN182**  
18" Narrow Double Rail  
Hand Tied Ring



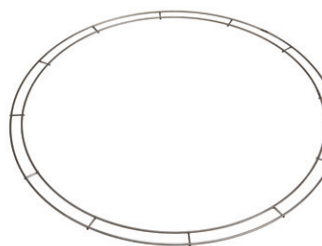
**DRFN183**  
18" Green Narrow Double Rail  
Hand Tied Ring



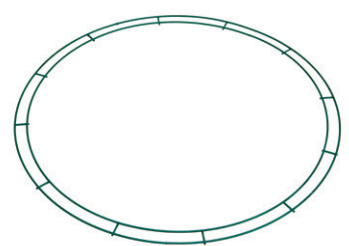
**DRFN202**  
20" Narrow Double Rail  
Hand Tied Ring



**DRFN203**  
20" Green Narrow Double Rail  
Hand Tied Ring

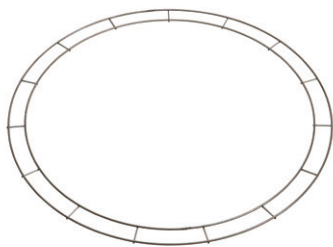


**DRFN242**  
24" Narrow Double Rail  
Hand Tied Ring

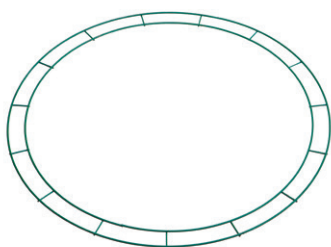


**DRFN243**  
24" Green Narrow Double Rail  
Hand Tied Ring

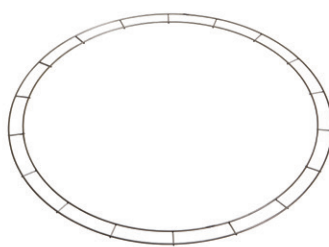
## NARROW DOUBLE RAIL HAND TIED RINGS (Cont.)



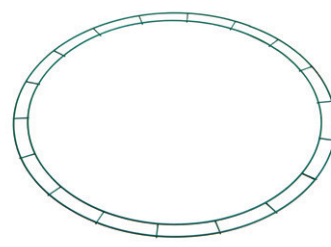
**DRFN302**  
30" Narrow Double Rail  
Hand Tied Ring



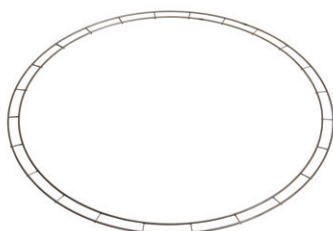
**DRFN303**  
30" Green Narrow Double Rail  
Hand Tied Ring



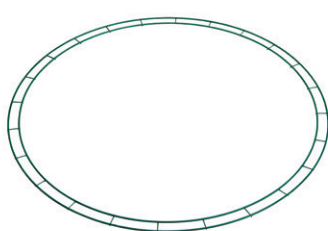
**DRFN362**  
36" Narrow Double Rail  
Hand Tied Ring



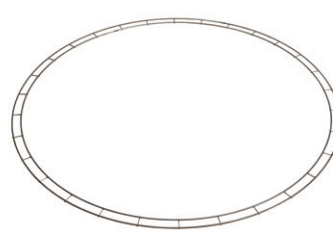
**DRFN363**  
36" Green Narrow Double Rail  
Hand Tied Ring



**DRFN480**  
48" Narrow Double Rail  
Hand Tied Ring



**DRFN481**  
48" Green Narrow Double Rail  
Hand Tied Ring




**DRFN600**  
60" Narrow Double Rail  
Hand Tied Ring

## SINGLE HAND TIED RINGS



**SING082**  
8" Single Hand Tied Ring



**SING102**  
10" Single Hand Tied Ring



**SING122**  
12" Single Hand Tied Ring



**SING142**  
14" Single Hand Tied Ring



**SING162**  
16" Single Hand Tied Ring



**SING182**  
18" Single Hand Tied Ring



**SING202**  
20" Single Hand Tied Ring

# NOVELTY CLAMP SHAPES



**ARCH162**  
16" Clamp Arch



**ARCH163**  
16" Green Clamp Arch



**ARCH242**  
24" Clamp Arch



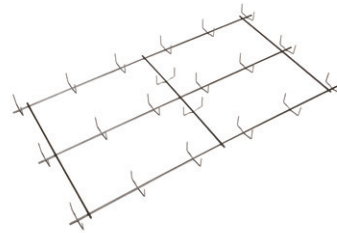
**ARCH243**  
24" Green Clamp Arch



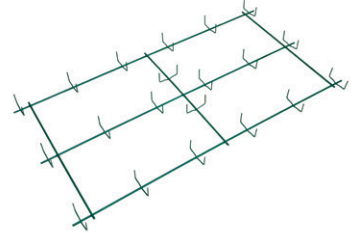
**ARCH302**  
30" Clamp Arch



**ARCH303**  
30" Green Clamp Arch



**BLNK362**  
Clamp Grave Blanket



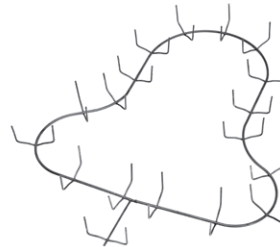
**BLNK363**  
Green Clamp Grave Blanket



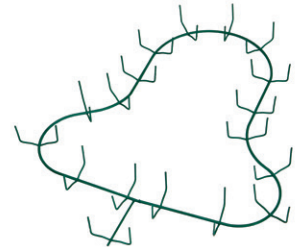
**CADV102**  
10" Clamp Advent Ring



**PADV102**  
10" Plain Advent - Yellow




**BELL182**  
18" Clamp Bell



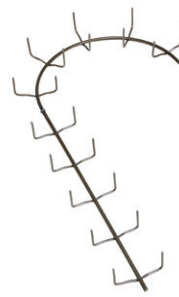
**BELL183**  
18" Green Clamp Bell




**CANL182**  
18" Clamp Candy Cane - Left Hang



**CANL183**  
18" Green Clamp Candy Cane - Left Hang




**CANR182**  
18" Clamp Candy Cane - Right Hang




**CANR183**  
18" Green Clamp Candy Cane - Right Hang

# NOVELTY CLAMP SHAPES (Cont.)




**CANL242**

24" Clamp Candy Cane - Left Hang



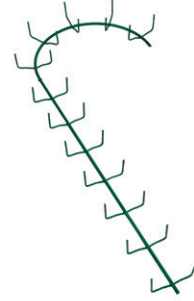
**CANL243**

24" Green Clamp Candy Cane - Left Hang




**CANR242**

24" Clamp Candy Cane - Right Hang




**CANR243**

24" Green Clamp Candy Cane - Right Hang




**CROS122**

12" Clamp Cross




**CROS123**

12" Green Clamp Cross




**CROS182**

18" Clamp Cross



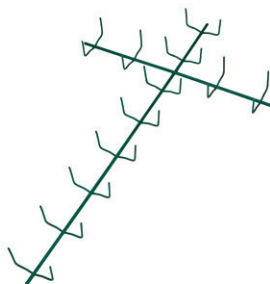
**CROS183**

18" Green Clamp Cross




**CROS242**

24" Clamp Cross



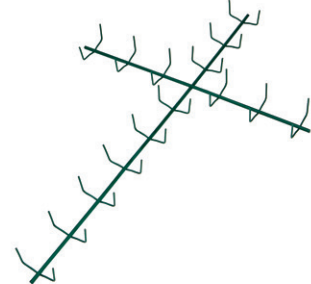
**CROS243**

24" Green Clamp Cross




**CROS302**

30" Clamp Cross



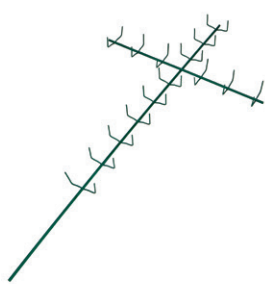
**CROS303**

30" Green Clamp Cross



**CROE302**

30" Clamp Cross W/ Extension




**CROE303**

30" Green Clamp Cross W/ Extension



**DRSWAG2**

Clamp Door Swag

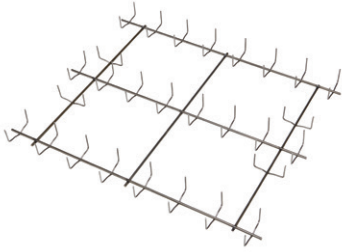


**DRSWAG3**

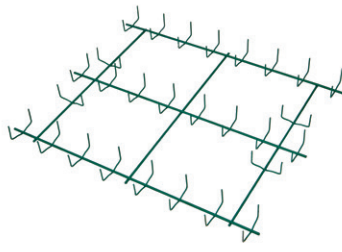
Green Clamp Door Swag



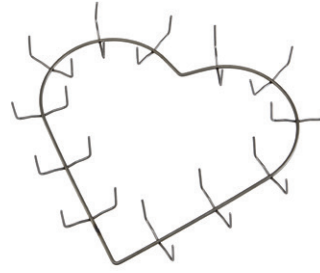
# NOVELTY CLAMP SHAPES (Cont.)



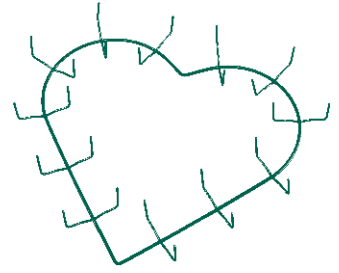
**GRVP242**  
Clamp Grave Pillow



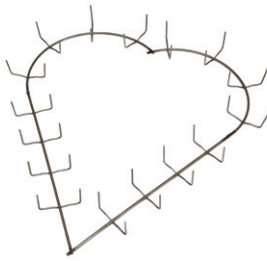
**GRVP243**  
Green Clamp Grave Pillow



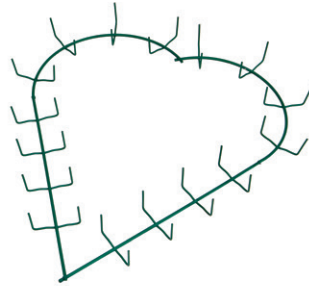
**HART122**  
12" Clamp Heart




**HART123**  
12" Green Clamp Heart




**HART182**  
18" Clamp Heart



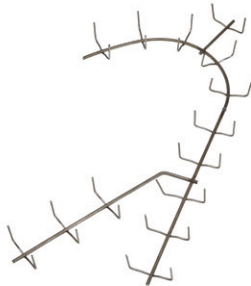
**HART183**  
18" Green Clamp Heart



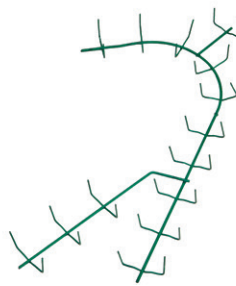
**HART242**  
24" Clamp Heart



**HART243**  
24" Green Clamp Heart



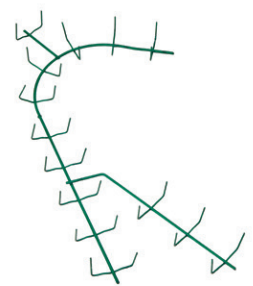
**HRSL182**  
18" Clamp Horse Frame - Left Hang




**HRSL183**  
18" Green Clamp Horse Frame - Left Hang




**HRSR182**  
18" Clamp Horse Frame - Right Hang



**HRSR183**  
18" Green Clamp Horse Frame - Right Hang




**HZSWAG2**  
12" Horizontal Swag - 5 Clips



**HZSWAG3**  
12" Green Horizontal Swag - 5 Clips



**MANT242**  
2' Clamp Mantel




**MANT243**  
2' Green Clamp Mantel



# NOVELTY CLAMP SHAPES (Cont.)




**MANT362**  
3' Clamp Mantel



**MANT363**  
3' Green Clamp Mantel



**MANT722**  
6' Clamp Mantel



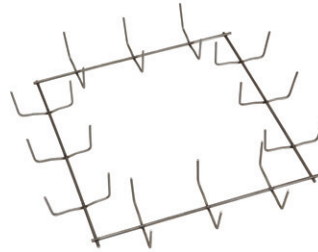
**MLBX213**  
Clamp Mailbox Frame



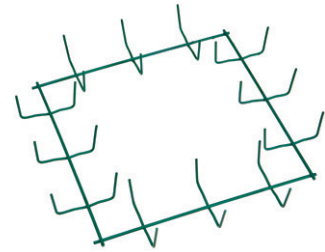
**SGSWAG2**  
Single Clamp Swag



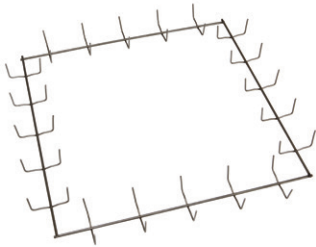
**SGSWAG3**  
Green Single Clamp Swag



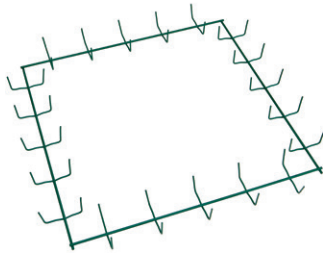
**SQRE102**  
10" Clamp Square



**SQRE103**  
10" Green Clamp Square




**SQRE182**  
18" Clamp Square



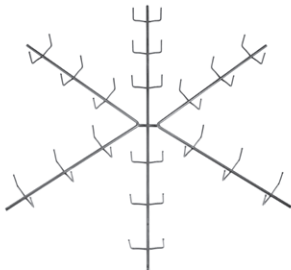
**SQRE183**  
18" Green Clamp Square



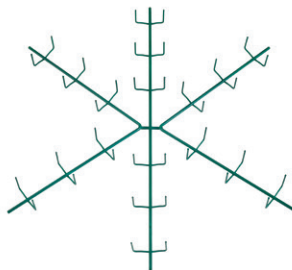
**STCP182**  
18" Straight Center Piece



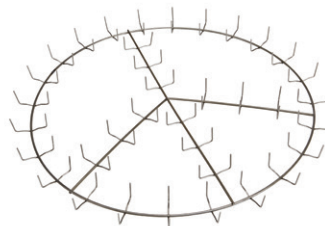
**STCP183**  
18" Green Straight Center Piece



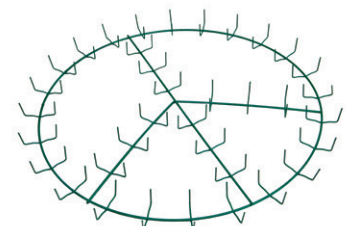
**SNOW202**  
20" Clamp Snowflake



**SNOW203**  
20" Green Clamp Snowflake

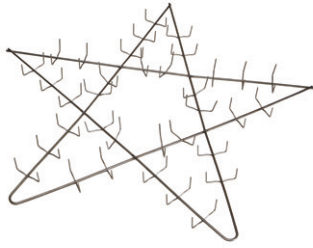


**PEAC242**  
24" Peace Ring

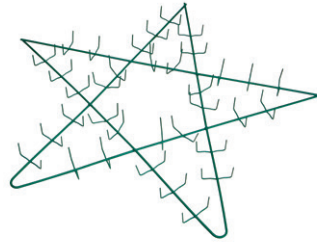


**PEAC243**  
24" Green Peace Ring

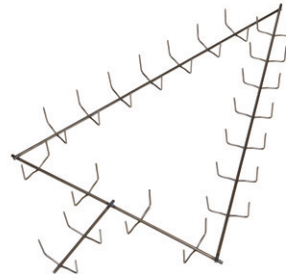
# NOVELTY CLAMP SHAPES (Cont.)



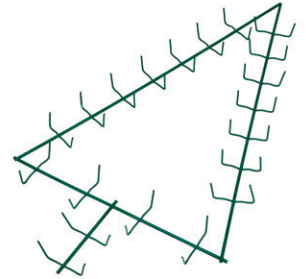
**STAR242**  
24" Clamp Star



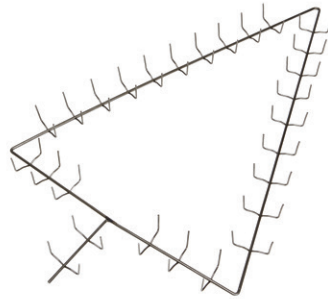
**STAR243**  
24" Green Clamp Star



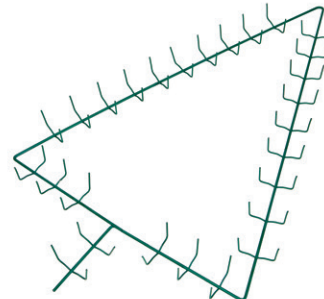
**TREE272**  
27" Clamp Tree




**TREE273**  
27" Green Clamp Tree



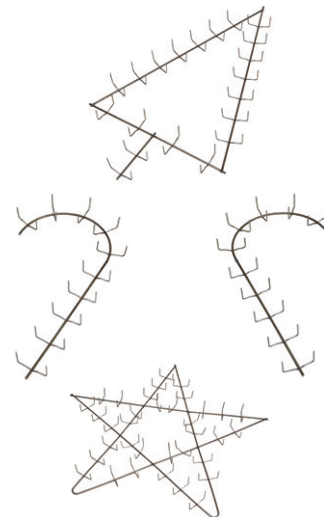
**TREE362**  
36" Clamp Tree



**TREE363**  
36" Green Clamp Tree



**RVRTYPK**  
Variety Pack  
(Includes 2-18" hearts, 4-12" horizontal swags,  
2-18" straight center pieces, 4-16" arches)



**CVRTYPK**  
Christmas Variety Pack  
(Includes 1-27" tree, 1-18" cane left,  
1-18" cane right, 1-24" star)

# MITCHELL CLAMP MACHINES



**NOHAMMR**  
"No Hammer" Clamp Machine

The "No-Hammer"™ Clamp Machine was introduced in 1995 and has become our most popular machine. It is used for high volume wreath production. It features hardened steel, adjustable jaws. The clamping action of the machine produces a flat clip profile. This allows the machine to tighten around all types of foliage from evergreens to dried flowers. It eliminates the need to hammer clips closed.



**ORIGCLM**  
"Original" Clamp Machine

This is the first clamp machine produced by Mitchell Metal Products and has been the industry standard for many years. It features heavy duty components, adjustable jaws and is designed to produce high volumes of wreaths for many years. The Original Machine creates a high profile clip when closing clips. Some wreath producers then hammer down the clips.



**MMPSTND**  
Mitchell Metal Stand

The Mitchell Metal Stand™ is designed to accommodate all Mitchell clamp machines. The entire stand is assembled in just minutes without the use of tools. Quick snap fasteners secure the legs to the frame and can be removed for easy, quick storage. The stand is built with heavy gage steel tubing and finished with tough powder coat paint. The 31" x 46" top is constructed of aluminum to resist rust and staining. Weight is 70#.

## MITCHELL CLAMP MACHINES (Cont.)



**CRAFTII**  
Hardware Packet

Mitchell Craftmaster II™ is the perfect wreath-production machine for crafters and small volume wreath makers who wish to take advantage of the time-saving advantages of clamp rings. This machine was developed precisely for low volume producers. It features the same closing action of our popular No Hammer™ machine. It utilizes a gear drive system operated by a hand lever which allows this compact machine to be mounted on a table or work bench. It comes with temporary mounting hardware and bracket which can be used to permanently mount the machine. We recommend this machine for users who will produce a small quantity of wreaths each year.



**MINICRF**  
Mitchell Mini Crafter

Mitchell Mini Crafter is a utility tool which can be used to close clips, one clip leg at a time, for production of low volume wreaths. It also doubles as a tool to re-open clips when necessary. The device is a wonderful tool for crafters who wish to produce one to several wreaths a season. The tubular end of the tool can be slipped over the clip leg to bend it closed over wreath materials. In addition the end has hole through the tubular wall which is used to re-open clips if necessary.



**589760-160 & 589760-165**

Table Top 160 (left side) 165 (right side)  
both equal whole top.

Right side of table has hole for machines


## WIRE EASELS



**EASEL30**  
30" Green Wire Easel



**EASEL36**  
36" Green Wire Easel



**EASEL42**  
42" Green Wire Easel

## MISCELLANEOUS



**HDWRPKG**  
Hardware Packet



**CLIPRG2**  
Regular Clip Only Boxed

# DOOR HANGERS



**DHNGRBL**  
15" Door Hanger - Black



**DHNGRGR**  
15" Door Hanger - Green



**DHNGRWH**  
15" Door Hanger - White



**DHNGRRD**  
15" Door Hanger - Red



**DHNGRGD**  
15" Door Hanger - Gold



**DHNGRBR**  
15" Door Hanger - Brown



# CUSTOMER CREATIONS PAGE

Welcome to what we believe is one of the best pages in this catalog. This is our incredible Customer Creations page. Below you will see a few images of items that have been shared with us from people just like you. We have been lucky to have customers share their gorgeous creations with us and we want to see them from you. There are a few ways that you can share your creations with us: you can submit your pictures to Brenda at **[bjohnas@mitchellmetalproducts.com](mailto:bjohnas@mitchellmetalproducts.com)** or go to our Facebook page and submit a message or post it on our wall. We will update the images on our website and Facebook as quickly as we can. Please watch our Customer Creations page on our website and our Facebook page throughout the season to enter your creations into contests for the chance to win some great prizes! As always if you have any questions please contact us at **[ringsales@mitchellmetalproducts.com](mailto:ringsales@mitchellmetalproducts.com)** or **800-967-7464**.





# HELPFUL HINTS

Welcome to our Mitchell Wreath Rings Helpful Hints Page. This page is here to help you get started, whether you are new to using Mitchell Wreath Rings or you're a seasoned user and just need a refresher on how to get started. As you will see below we have included some of our most popular Novelty shapes with a step-by-step process of how to get started to create a gorgeous wreath. These are just a few of our most popular items but please check out our website [www.mitchellwreathrings.com](http://www.mitchellwreathrings.com) and **Facebook (Mitchell Wreath Rings)** for more helpful hints as well as some great videos on how to make a beautiful wreath that you will have everyone asking, "where did you get it from?" We will also be adding some additional videos to our website and Facebook throughout the fall leading up to the holiday season. So please go check it out! As always if you have any questions please contact us at [ringsales@mitchellmetalproducts.com](mailto:ringsales@mitchellmetalproducts.com) or **800-967-7464**.

## A. Clamp Door Swag

1. Begin at bottom clip with long material.
2. Place shorter (8") material in top clip.
3. Finish by placing a "double handful" in the middle clip to cover the top and bottom exposed clips. A bow may be placed over the last clip.

## B. Clamp Advent Ring

1. Advent rings are assembled in the same fashion as wreaths.
2. Longer material (approximately 1") is required in the clips preceding the candle holders. Longer material in these clips compensates for the wider spacing required for candle holders.

## C. Clamp Candy Canes

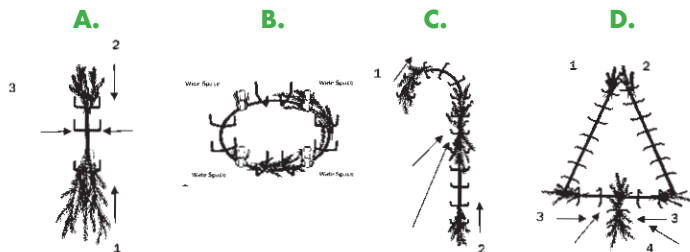
1. Start the candy cane at the "hook" end. Work around the hook until you reach the straight portion of the cane.
2. Turn the frame around and begin working from the bottom back toward the hook.
3. When you reach the last open clip, place a "double handful" in this clip. A bow is fastened over this clip to finish the candy cane.

## D. Clamp Christmas Tree

1. Begin at the top of the tree frame and work down one side.
2. Finish the other side of the tree from top to bottom.
3. Once sides are complete work in from the ends on the base of the tree.

## E. Clamp Heart (not illustrated)

1. Hearts are essentially assembled in the same manner as are round wreaths. Begin at the bottom of the heart point and then work your way around the heart until you return to the bottom point. The last handful of materials will cover the stems from the first handful.
2. The top of the heart may require some trimming to regain the heart shape.



## F. Clamp Star

1. Start at the end of one tip and work toward the center.
2. Finish this tip by placing boughs along opposite sides of the tip working from the end toward the center.
3. Finish remaining tips in a similar manner.
4. Finish star by making a wreath around the center of the frame.

## G. Arches, Horizontal Swags and Mantels (not illustrated)

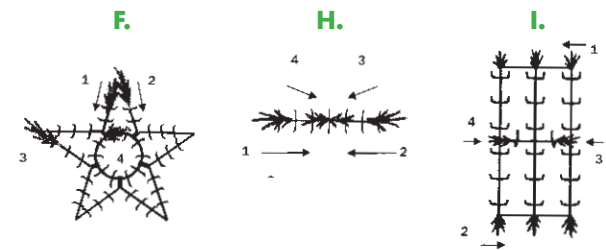
1. Many specialty shapes such as arches, mantels and horizontal swags are assembled in a similar fashion. First, one clip must be selected as the preferred place for a bow. Often this is the center, but sometimes the bow is offset from the center.
2. Materials are placed in clips working toward the "bow clip."
3. The "bow clip" is the last clip to be filled. Fill with a "double handful." A bow is placed over this clip to finish the frame.

## H. Clamp Mail Box Frame

1. Start at one end. Work toward middle, leaving mid clip open.
2. Turn frame around and repeat.
3. Finish frame by placing a "double handful" in last clip.
4. Bow or other decoration is placed over last clip to finish.

## I. Clamp Grave Blanket

1. Place boughs in top most clip and work toward center.
2. Repeat for bottom half.
3. Place handful of boughs in one "center rail clip" to cover exposed ends at mid frame.
4. Repeat for opposite side.
5. Place large bow over center of frame to complete.



# SHIPPING WEIGHTS

Description	Qty/Box	Weight in Lbs.
6" Clamp Ring Small Clip Boxed	100	16
8" Clamp Ring Small Clip Boxed	100	21
8" Clamp Ring Regular Clip Boxed	100	23
10" Clamp Ring Boxed	100	30
12" Clamp Ring Boxed	100	35
14" Clamp Ring Boxed	50	22
16" Clamp Ring Boxed	50	28
18" Clamp Ring Boxed	50	35
20" Clamp Ring Boxed	50	43
24" Clamp Ring Boxed	50	52
30" Clamp Ring Boxed	25	43
36" Clamp Ring Packaged	15	47
8" Single Ring Boxed	100	14
10" Single Ring Boxed	100	18
12" Single Ring Boxed	100	20
14" Single Ring Boxed	100	26
16" Single Ring Boxed	100	35
18" Single Ring Boxed	100	52
20" Single Ring Boxed	50	30
10" Double Ring Boxed	50	14
12" Double Ring Boxed	50	16
14" Double Ring Boxed	50	18
16" Double Ring Boxed	50	22
18" Double Ring Boxed	50	28
20" Double Ring Boxed	50	32
24" Double Ring Boxed	25	20
30" Double Ring Boxed	25	29
36" Double Ring Boxed	25	41
Description	Qty/Pallet	Weight in Lbs.
6" Clamp Ring Small Clip Bulk	8750	1240
8" Clamp Ring Small Clip Bulk	5600	1216
8" Clamp Ring Regular Clip Bulk	5600	1328
10" Clamp Ring Bulk	4800	1300
12" Clamp Ring Bulk	3200	1160
14" Clamp Ring Bulk	2400	1096
16" Clamp Ring Bulk	1750	1020
18" Clamp Ring Bulk	1400	1020
20" Clamp Ring Bulk	975	879
24" Clamp Ring Bulk	600	664
30" Clamp Ring Bulk	250	600
36" Clamp Ring Bulk	225	823
48" Clamp Ring Bulk	200	880
48" Double Rail Clamp Bulk	200	1240

Please use data on this page to estimate shipping weights. **Note:** The information provided is subject to change and is an estimate of actual ship weight only. Factors such as pallet weight, variation in corrugated container weight, and pallet packing can cause actual ship weights to vary. Please contact Mitchell Metal Products to confirm actual ship weights and cost.



## **2021 Wreath Ring Price Statement**

At present we are not offering a downloadable copy of our wreath ring prices. Conditions in commodity markets are changing very rapidly. This is especially true in the steel market.

We expect to have a new price list available by mid-July 2021. Until then please check wreath ring prices by accessing specific products on our website.

Thank you for visiting us on line. Your business is greatly appreciated.

